

# MONTHLY TREASURER'S REPORT




BY BRANDY VICK, COUNTY TREASURER,  
AUGUST 2025




	Beginning Balance	Revenues	Disbursements	Transfer In	Transfer Out	Ending Balance	Investments Redeemed	Investments Purchased	Demand Balance	Investment Balance	Total Deposits
Texpool Insurance	\$472,066.75	\$1,336.31	\$0.00	\$0.00	\$192,000.00	\$281,403.06	\$0.00	\$0.00	\$0.00	\$281,403.06	\$281,403.06
TexPool Available	\$406,340.33	\$1,500.81	\$0.00	\$4,128.70	\$0.00	\$411,969.84	\$0.00	\$0.00	\$0.00	\$411,969.84	\$411,969.84
TexPool Operating	\$28,715,945.75	\$102,987.93	\$0.00	\$260,000.00	\$1,725,000.00	\$27,353,933.68	\$0.00	\$0.00	\$0.00	\$27,353,933.68	\$27,353,933.68
TexPool Permanent	\$1,131,492.41	\$4,122.16	\$0.00	\$0.00	\$4,128.70	\$1,131,485.87	\$0.00	\$0.00	\$0.00	\$1,131,485.87	\$1,131,485.87
FNB Operating	\$206,777.86	\$1,065,683.26	\$1,575,024.41	\$2,024,555.66	\$1,302,685.85	\$419,306.52	\$0.00	\$0.00	\$419,306.52	\$0.00	\$419,306.52
FNB Payroll	\$10,558.49	\$5.90	\$651,030.30	\$651,592.90	\$0.00	\$11,126.99	\$0.00	\$0.00	\$11,126.99	\$0.00	\$11,126.99
FNB Insurance	\$40,156.65	\$32,701.81	\$241,665.20	\$583,092.95	\$0.00	\$414,286.21	\$0.00	\$0.00	\$414,286.21	\$0.00	\$414,286.21
FNB Available	\$1,936.56	\$0.15	\$0.00	\$0.54	\$0.00	\$1,937.25	\$0.00	\$0.00	\$1,937.25	\$0.00	\$1,937.25
FNB Permanent	\$6,141.78	\$0.49	\$0.00	\$0.00	\$0.54	\$6,141.73	\$0.00	\$0.00	\$6,141.73	\$0.00	\$6,141.73
FNB IRC/125	\$23,800.73	\$1.89	\$0.00	\$0.00	\$0.00	\$23,802.62	\$0.00	\$0.00	\$23,802.62	\$0.00	\$23,802.62
FNB Holding	\$568,398.36	\$33.25	\$0.00	\$0.00	\$299,555.66	\$268,875.95	\$0.00	\$0.00	\$268,875.95	\$0.00	\$268,875.95
FNB Water Grants	\$950.00	\$0.00	\$0.00	\$0.00	\$0.00	\$950.00	\$0.00	\$0.00	\$950.00	\$0.00	\$950.00
FNB Unclaimed	\$15,240.13	\$599.56	\$0.00	\$0.00	\$0.00	\$15,839.69	\$0.00	\$0.00	\$15,839.69	\$0.00	\$15,839.69
Totals	\$31,599,805.80	\$1,208,973.52	\$2,467,719.91	\$3,523,370.75	\$3,523,370.75	\$30,341,059.41	\$0.00	\$0.00	1,162,266.96	\$29,178,792.45	\$30,341,059.41

TOTAL INDEBTEDNESS

Investment Register on back

Submitted under the provision of the Local Government Code Section 114.026

  
 County Judge, Todd Tefteller  
  
 Commissioner, Pct#1 Gene Dolle  
  
 Commissioner, Pct#2 Dustin Nicholson

  
 Brandy Vick, County Treasurer  
  
 Commissioner Pct#3 Michael Ashley  
  
 Commissioner, Pct#4 Jay W. Miller

# AUGUST 2025

<u>ACCOUNT</u>	<u>AMOUNT</u>		<u>TRANSFERRED OUT</u>		<u>TRANSFERRED IN</u>	<u>EARNED INTEREST</u>
TexPool Operating	\$27,353,933.68					\$102,987.93
TexPool Insurance	\$281,403.06					\$1,336.31
TexPool Perm School	\$1,131,485.87		\$4,128.70			\$4,122.16
TexPool Avail School	\$411,969.84				\$4,128.70	\$1,500.81
FNB Avail	\$1,937.25					\$0.15
FNB Perm	\$6,141.73					\$0.49
FNB Holding	\$268,875.95					\$33.25
FNB Insurance	\$414,286.21					\$5.79
FNB Operating	\$419,306.52					\$93.82
<b>TOTALS</b>	<b>\$30,289,340.11</b>		<b>\$4,128.70</b>		<b>\$4,128.70</b>	<b>\$110,080.71</b>